

AUGUST 2017

INTRODUCING: IOS NEWS MODULES



iOS News Modules

Release date: September 1 2017

With its module based design, iOS News Modules changes the standard of today and gives you the freedom to display all your digital content in one app.

Prioritise digital content for your readers and display it all on a scrollable, user-friendly starting page.

Use the new feature 'Related Content' to tag and group related publications, editorial supplements and ad inserts.

iOS News Modules handles today's app-standards like full page and article based formats, and with its flexible modular structure it's also ready to handle future formats like paperless editions and personalised content.



Customize your app with modules

With the scrollable, modular framework you now have ample space to display and prioritise all your digital content on the starting page. And your readers only have to scroll to find it.

iOS News Modules has standard modules for these types of content; Today's Paper, Sections, Related Content, Magazines, Article Teasers, Web Views for online content or ads, Live News and Archive.

Pick and choose between the modules and prioritise them to suit your content - and your readers.



Module characteristics



All modules, except for Today's Paper, have a customisable title.

The modules are either full width of the app or half width with two modules placed next to each other.

The modules' height is determined by their respective content, and if two modules are placed side by side they need to be the same height.

The app is designed for both Portrait and Landscape, and some modules will change size depending on the device's orientation to give your readers the best possible visual experience.



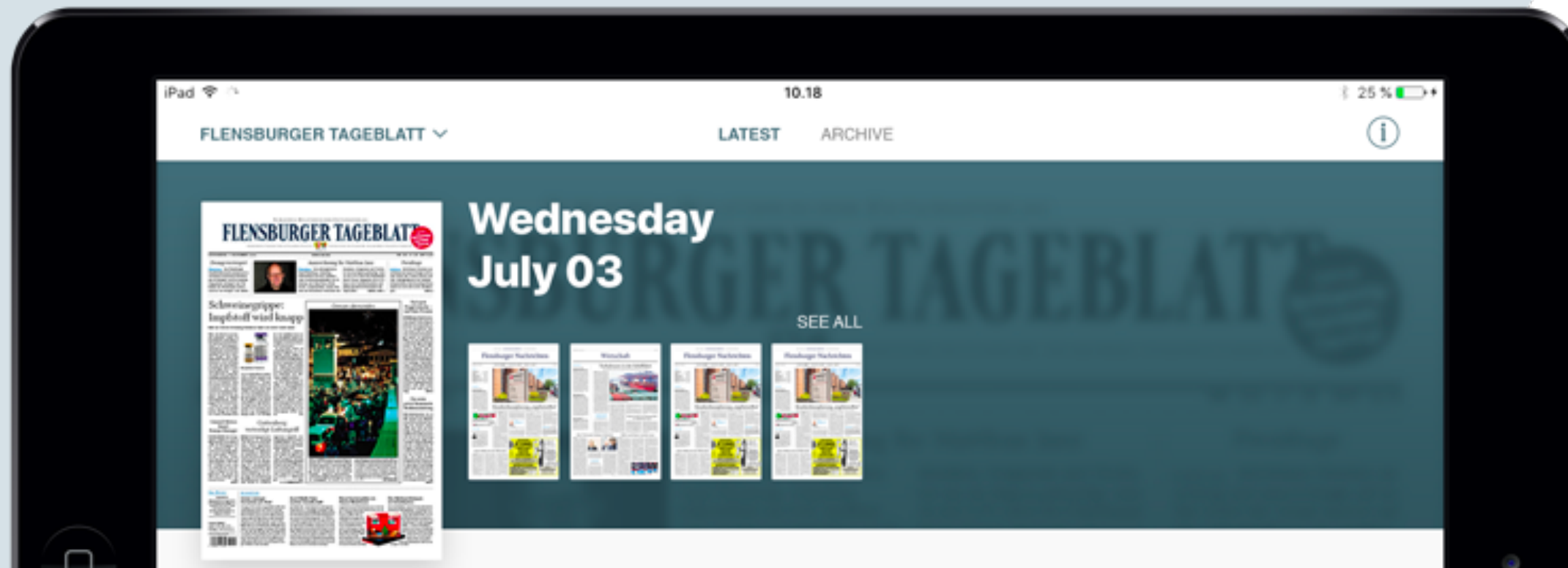
Module: Today's Paper

Today's Paper is placed as the topmost module under the 'Latest' content tab.

It's a full width module displaying a colored background picture with a cutout from the latest publication (the color is customisable).

Instead of a title, the Today's Paper module has the date of the latest publication displayed next to the publication.

To the right of the latest publication you can either display a list of sections in the publication or show related publications.

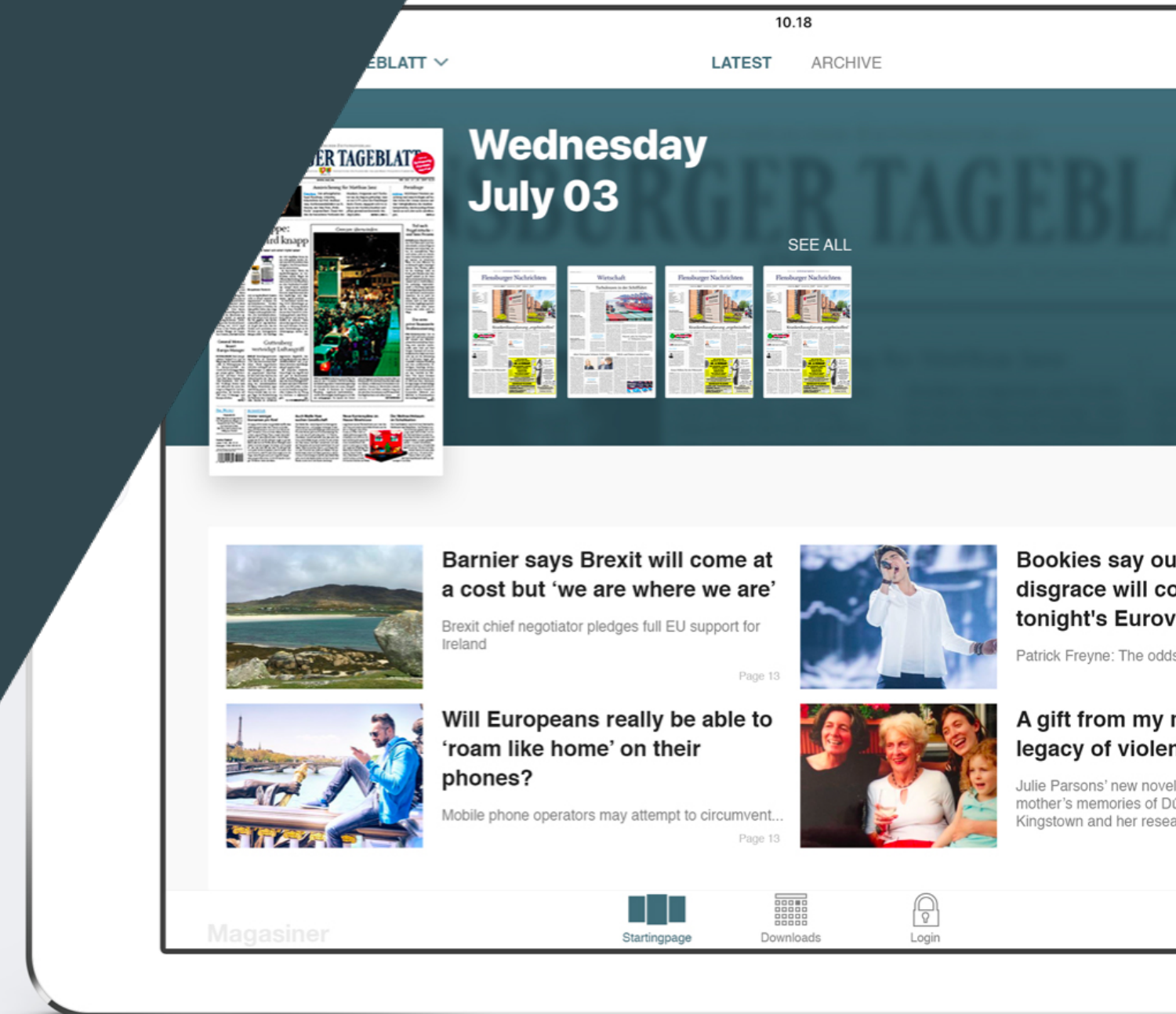


Module: Sections

The Sections module contains the sections of a publication (frontpage excluded).

Sections are usually placed in the Today's Paper module, but if you prefer to use that position to display different related content, you can use this module instead to show sections.

The Sections module is full width and swipeable, meaning you can swipe to reveal more content. When a module is swipeable, it's indicated visually.



Module: Related Content

Related Content is a new Visiolink feature that helps you group your content.

Through 'tags' you can relate various types of content – e.g. related publications, magazines, summer editions or ad inserts.

This module is primarily used in relation to the latest publication or to display a bundle of tagged publications like in this example.

The module is full width and swipeable.

**NEW
FEATURE**



Module: Article Teasers

The module features teaser articles from the publication.

The teasers are shown on two rows, and each article teaser has a picture, a headline, start of body text and a page number.

The module is full width and swipeable with a customisable number of article teasers and customisable title.

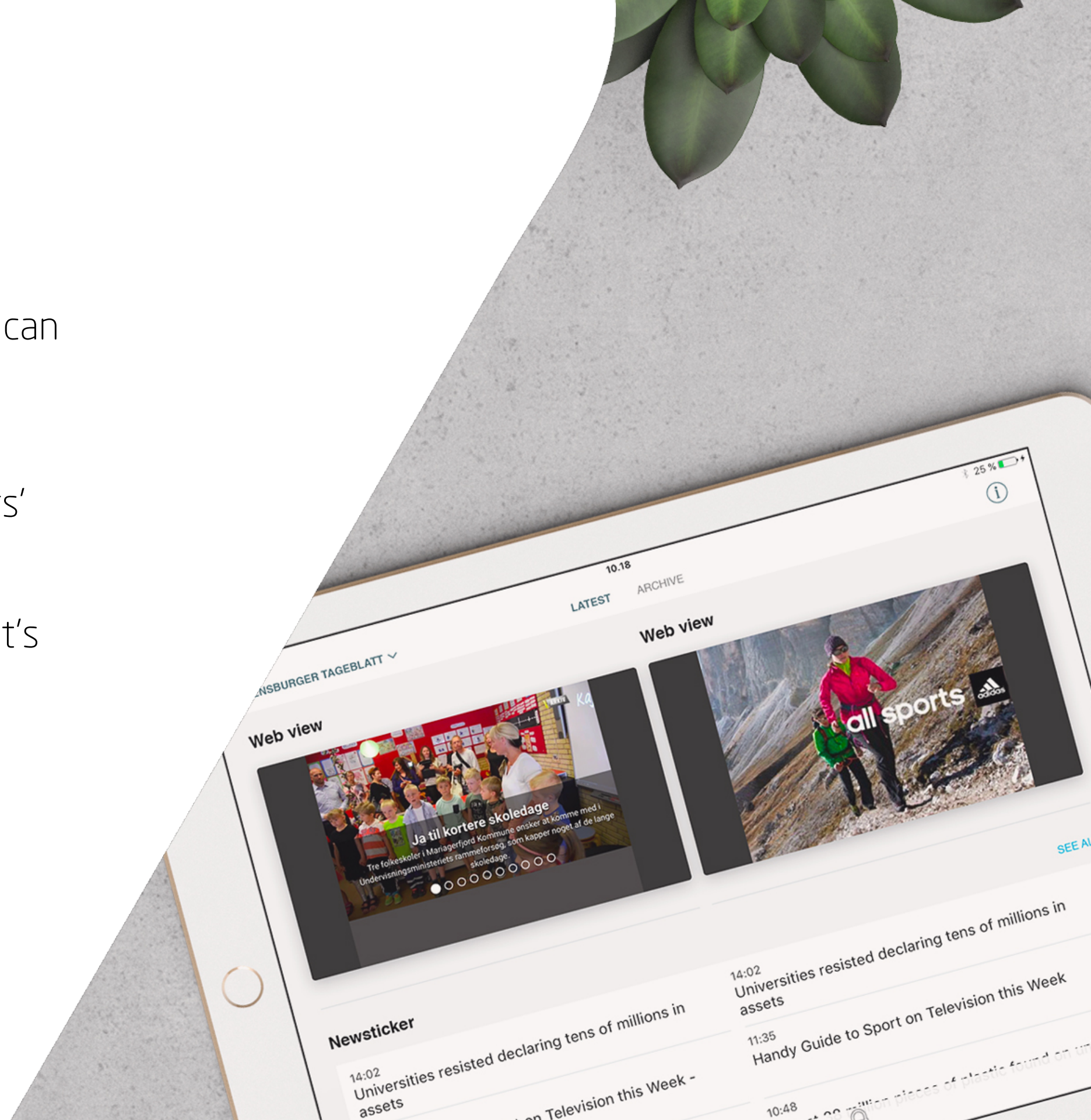


Module: Webview

A webview is a container for web content, and you can use this module for a wide range of your content – including ads, links, videos and crosswords.

It's a flexible module that adds value to your readers' experience and the uniqueness of your app.

The Webview module can be half or full width, and it's swipeable with a customisable title.

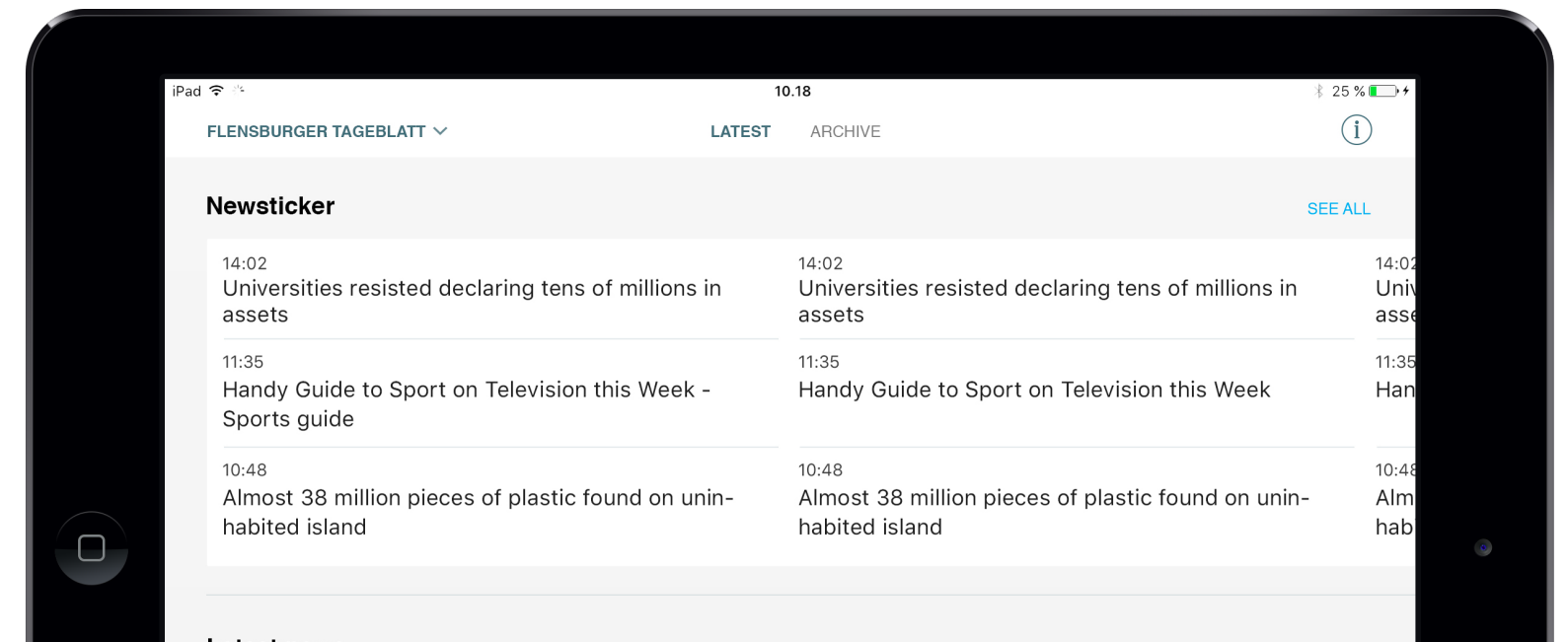
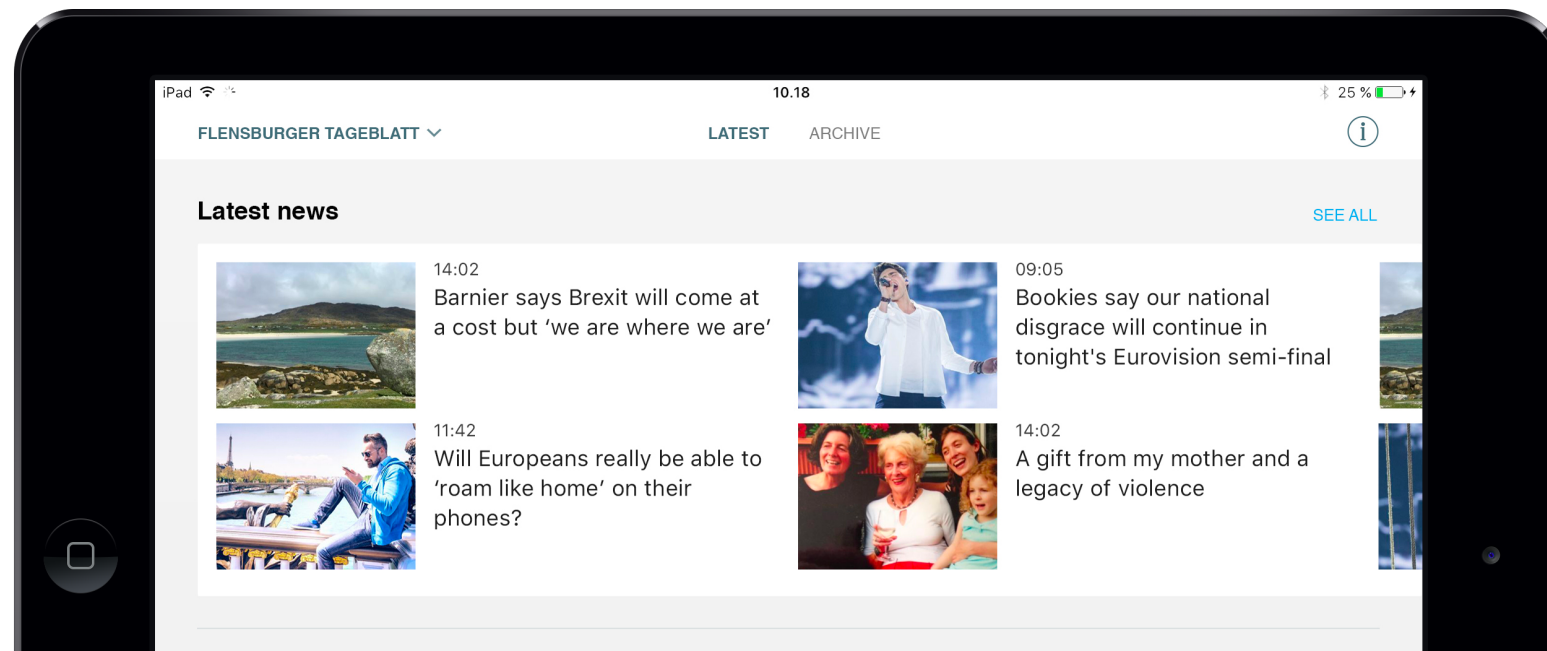


Module: Live News

Use this module to show live news from your website through an RSS feed.

You can choose between a simple or an advanced view of this module. The advanced view features two rows containing pictures, title and timestamp, and it's full width and swipeable. The simple view is displayed in three rows containing title and time stamp, and it can be either half or full width (swipeable).

In both views, you can customise title and the amount of news.



Full focus on your archive

In iOS News Modules we've increased the focus on one of the most valuable features in your app; your archive.

While the standard modules are placed on the 'Latest' tab starting page, we've given Archive its own tab in the top bar and a separate page. You access the archive by clicking the tab or swiping to it.

In iOS News Modules, the search function is part of the Archive tab as your readers rarely use it in the most recent publication. The new design allows more room for the Search function and places the powerful tool where your readers use it to access your historic content.



Article View

Based on the readers' behaviour and use of Article View, we created an Article View that commits the entire screen to the article.

Allowing more room for content rather than navigation puts full focus on your articles. To read a different article, you simply swipe and access the next article, or go back to the previous view and pick a new article to read.

This new design and navigation, that reflects your readers' navigation pattern, ultimately enhances the reading experience to the benefit of your readers.




Navigation: Top bar

You navigate in the iOS News Modules app using the top bar, bottom bar and swiping.

The top bar generally contains a Region Picker, content tabs ('Latest' and 'Archive') and an Info button, but it can easily be designed with other or more tabs to best suit your needs. For instance, you can add an additional tab for yesterday's release or replace the 'Latest' tab with a 'Morning edition' and 'Evening edition'.

The Region Picker, if in the app, is placed to the left and doubles as a headline for your current region. To pick a different region, you click the region name, and a dropdown list of available regions appears.



Navigation: Bottom bar



The bottom bar is a list of shortcuts to different elements of the app. The shortcuts here are customisable with a few mandatory shortcuts such as link to the starting page, downloads and login.

You decide the order of the shortcuts, and you can add icons to make other shortcuts that suit your specific needs.

Visual customisation

iOS News Modules offers plenty of options to customise your app visually to suit your brand. These are all elements you can customise and use to make your app unique:

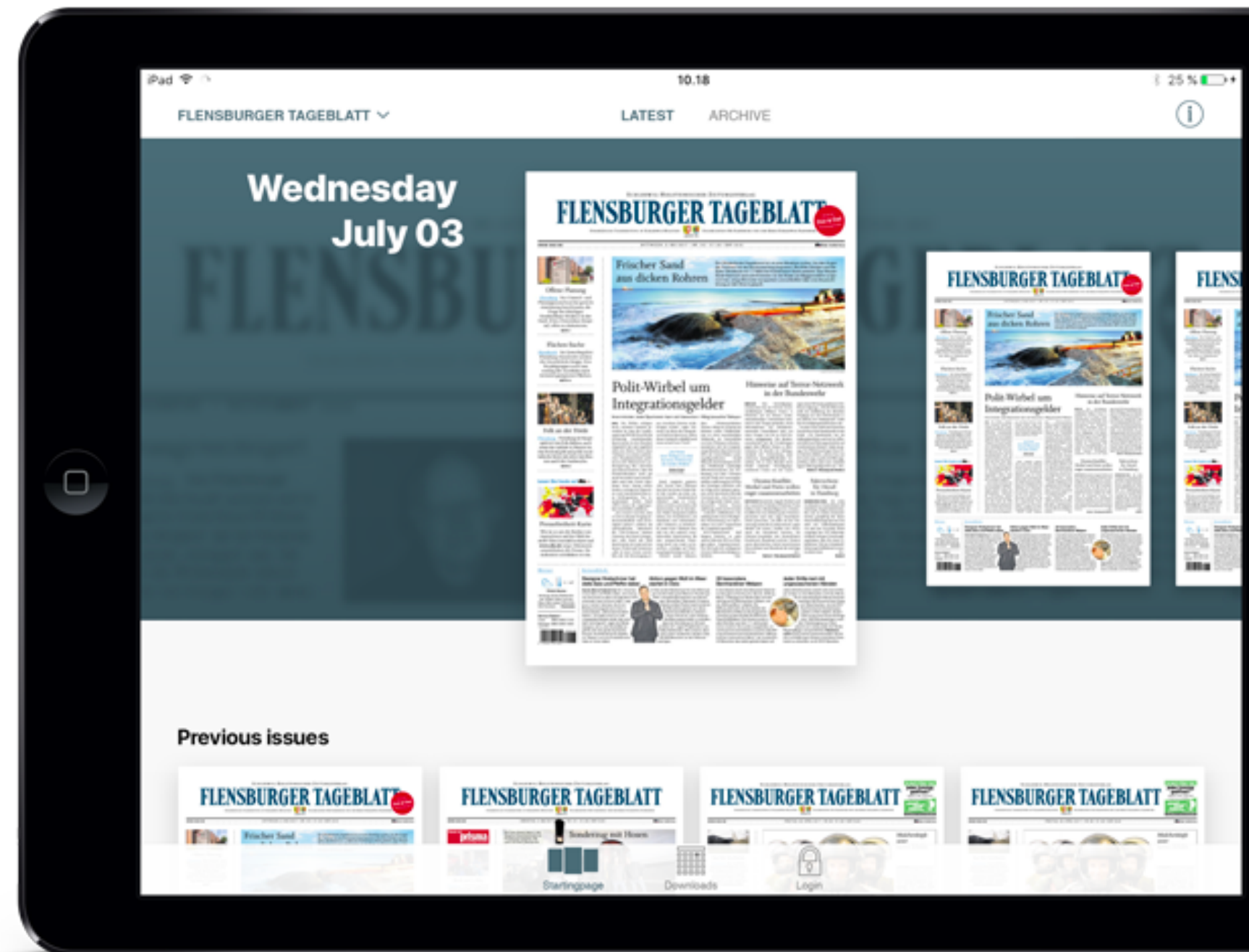
- Splash screen; have your company logo or an animation of it appear on the splash screen that is displayed when the app opens.
- Colors; adjust the color of icons, content tab text, module titles and the background color of Today's Paper module.

Magazines and Weekly Newspapers

If your publication is released weekly or monthly, or if you don't upload an XML file with your publication, you need an app with a simplistic layout.

For you, we've designed a module with latest release that looks similar to Today's Paper, but has all previous issues displayed below.

The module is full width and swipeable.



Ready for the future

The iOS News Modules app is built to be a flexible platform that suits your needs now and in the future.

It can handle current app-standards like full page, article based and hybrid formats. And it's ready to handle future formats like paperfree editions and personalised content.

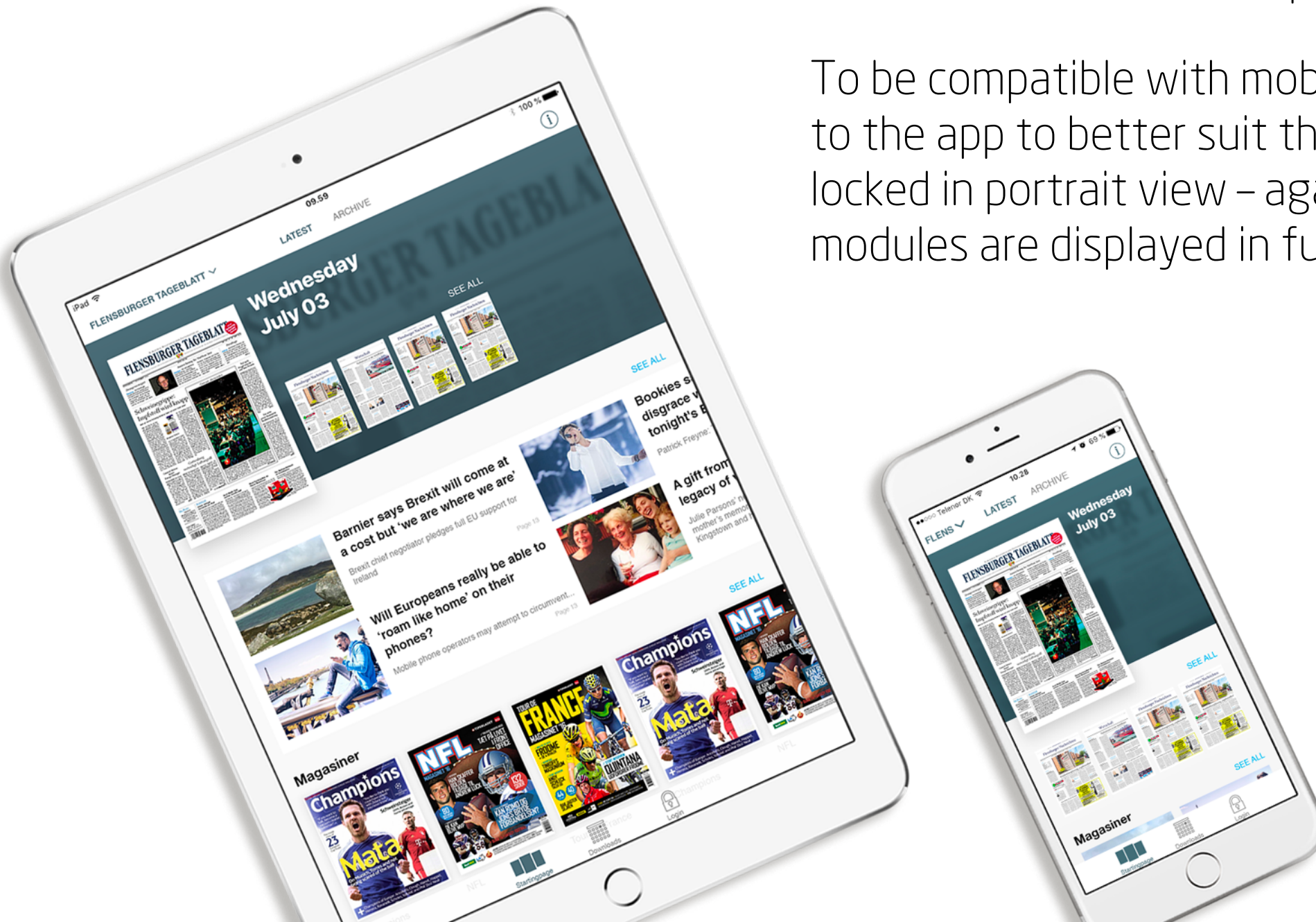
In short, you'll be ready for the future with iOS News Modules.



Compatibility

iOS News Modules is compatible with all iOS9 devices and newer.

To be compatible with mobile devices, we've made minor adjustments to the app to better suit the smaller screen. On mobile the display is locked in portrait view – again to enhance the experience – and all modules are displayed in full width.



Have any wishes?

We'll be working continuously to improve our apps and develop new modules for iOS News Modules. We already have plans to create modules for YouTube Support, a search module separate from the Archive and an Archive module.

If you already have module ideas, suggestions or feedback, please let us know.

Your input is greatly appreciated.

[Reach out to your Visiolink contact](#) or [get in touch here](#).



Subject to change

iOS News Modules will be released September 1 2017 and is currently in the final stages of development.

As we're still developing, there may be some changes to the design, and the mock ups featured here might not resemble the final design in all details.

This product description is continuously updated, and if you should have any questions about iOS News Modules we're happy to answer and help you.

Stay updated on www.blog.visiolink.com/